


## Qube Adherence Packaging

### SEALING INSTRUCTIONS FOR VBM FILLING TECHNOLOGY

Open the aluminum-hinged lid on the VBM blister tray holder and place the blister into the holder (1a). Then, close the lid and place the optional dust cover over the blister tray holder (1b).




Insert the tray into the VBM machine and follow McKesson Canada's instructions to operate the machine (2). When the filling process is complete, remove the tray as instructed to begin the sealing process.




Peel the medication summary label and affix it to the inside cover of the three-panel card (3a). Then, turn over the card so the front cover is facing up and fold back the grid panel as shown (3b).



Remove the liner from the adhesive panel at a 45° angle (4).




With the dust cover removed and the blister tray holder lid in the open position, orient the adhesive panel over the blister adhesive-side-down while keeping the grid panel in its folded position (5a). Align the cut marks on the grid panel with the alignment marks on the blister tray holder to ensure the panel is positioned accurately (5b).



Using your hand, apply pressure to the panel to engage the adhesive. Then use a roller to apply pressure. Roll multiple times to ensure the card is fully adhered to the blister (6).\*



Remove the card from the blister tray holder and turn over, so the medication summary label is facing up (7a). Fold the grid panel in the opposite direction over the blister using a bending and pressing motion (7b). Ensure consistent contact with adhesive across the surface of the panel, so it lays flat.



Place the card into a manual Qube sealing tray (8a), and use a roller to apply firm, consistent pressure across the surface for a tight final seal (8b).\*



Once the pharmacist has verified the contents for accuracy, the Qube is ready to dispense (9).



Before dispensing, the pharmacist should instruct the patient on the proper use of the Qube. To access the contents of a blister, the patient can turn over the package and puncture the blister backing, then peel back the label and remove medication. The pharmacist must also advise the patient that the Qube is not child resistant. Keep out of the sight and reach of children and store in a cool, dry place, away from direct sunlight.

\*Please note rollers and manual sealing trays are sold by Jones Healthcare

